

Adventure Series Doors & Drawer Fronts

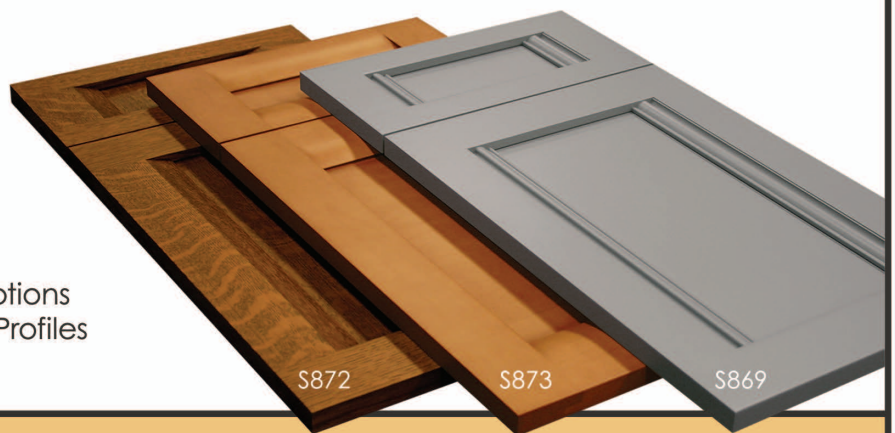
Transitional Styling for Cabinetry



Create a one-of-a-kind look with WalzCraft's Adventure Series Door and Drawer Front Styles. The series allows you to pair a square edged stile or rail profile with a detailed profile to transform a simple door into something extraordinary. This unique look works well in transitional spaces and is great for adding subtle or bold detail to custom cabinetry.

Quality Features

- Traditional Mortise & Tenon Joinery
- Numerous Wood Species / Grade Options
- Available Unfinished or Prefinished
- Flexibility to vary Stile & Rail Widths
- Traditional, Old World, or Mitered Profile Options
- Available with Flat or Raised Center Panel Profiles
- Extensive Outside Edge Options



Contact Us Today

WalzCraft.com 800-237-1326

WalzCraft[®]
"Where Custom Made Quality Begins"

Adventure Series Doors & Drawer Fronts

Transitional Styling for Cabinetry

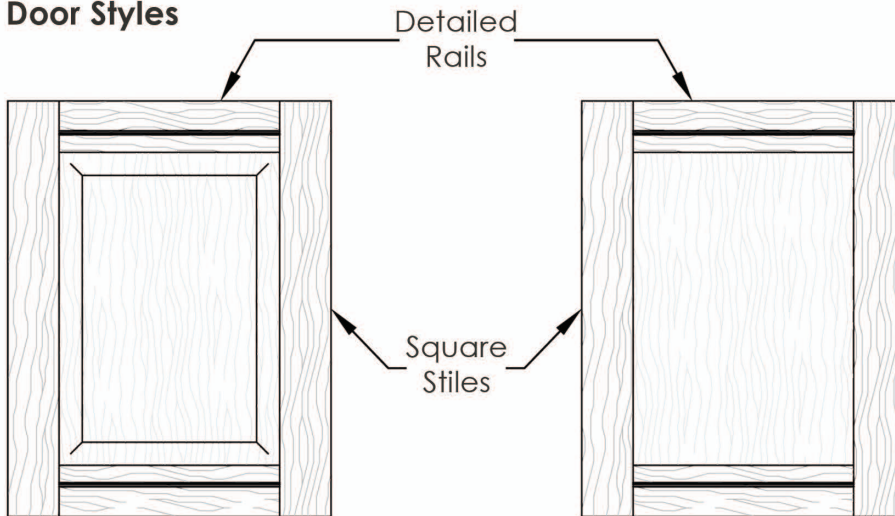
Adventure Series Door Styles

Style 10ASTP

- Traditional Profiles
- Raised Panel

Style 10ASMP

- Mitered Profiles
- Raised Panel



Style 40ASTP

- Traditional Profiles
- Flat Panel

Style 40ASMP

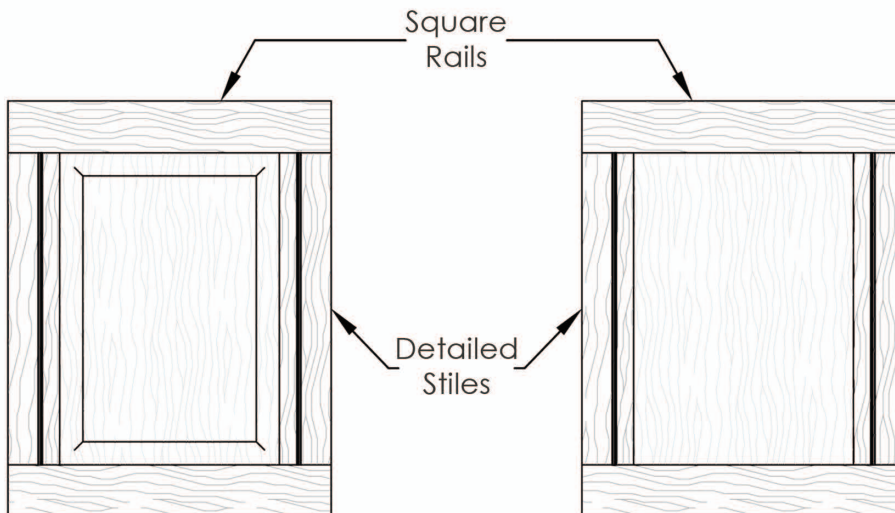
- Mitered Profiles
- Flat Panel

Style 1801ASTP

- Traditional Profiles
- Raised Panel

Style 1801ASMP

- Mitered Profiles
- Raised Panel



Style 1401ASTP

- Traditional Profiles
- Flat Panel

Style 1401ASMP

- Mitered Profiles
- Flat Panel

Note: Matching Drawer Fronts are available, simply add an * to the Door Style. Ex. Style 10ASTP*

Thickness Options

Available in 3/4" and 1" Thickness.

- When utilizing Old World Profiles, Adventure Series Doors are available in 1", 1 1/8", and 1 1/4" thicknesses.

Contact Us Today

WalzCraft.com 800-237-1326

WalzCraft[®]

"Where Custom Made Quality Begins"